


**TITAN**

## WYE STRAINER • THREADED/SOCKET WELD ENDS

### Class 1500 lb • Carbon Steel & Stainless Steel



## Models:

YS 83-SS & YS 83-CS (Threaded)

YS84-SS & YS84-CS (Socket Weld)

**Size Range: 1/2" ~ 3"**

### WORKING PRESSURES & TEMPERATURE - NON-SHOCK

ANSI 1500 lb Class	YS 83/84-CS	YS 83/84-SS
WOG (Water, Oil, Gas)	3705 PSI @ 100 °F	3600 PSI @ 100 °F
Saturated Steam	1500 PSI @ 603 °F	1500 PSI @ 603 °F
MAX Liquid	2060 PSI @ 800 °F	1750 PSI @ 1000 °F

## Features:

- SELF CLEANING TYPE
- EASILY REMOVABLE BOLTED COVER
- HEX END CONNECTIONS FOR FAST, SIMPLE INSTALLATION
- ALL SIZES ARE DUAL RATED FOR 600 AND 1500 LB
- PRECISION MACHINED SCREEN SEAT ENSURES ACCURATE POSITIONING OF SCREEN
- GASKET IS ENCAPSULATED IN A MACHINED GROOVE
- SPIRAL WOUND "CG" STYLE GASKET
- THE "CG" TYPE CAN BE RE-USED - WILL NOT CRUSH
- OPTIONAL SOCKET WELD BLOW-OFF CONNECTION IS AVAILABLE - PLEASE CONSULT FACTORY  
NPT BLOW-OFF IS NOT RECOMMENDED FOR HIGH PRESSURE VESSELS
- LARGE OPEN AREA - MINIMUM 2.5 TIMES GREATER THAN CORRESPONDING PIPE SIZE
- ENDS CONFORM TO ASME B16.11
- CARBON STEEL UNITS ARE EPOXY PAINTED

*Heavy Duty, High Quality Castings Ideal For High Pressure, High Temperature Petrochemical and Industrial Applications*



**TITAN FLOW CONTROL**  
LUMBERTON, NC USA

**WYE STRAINER**

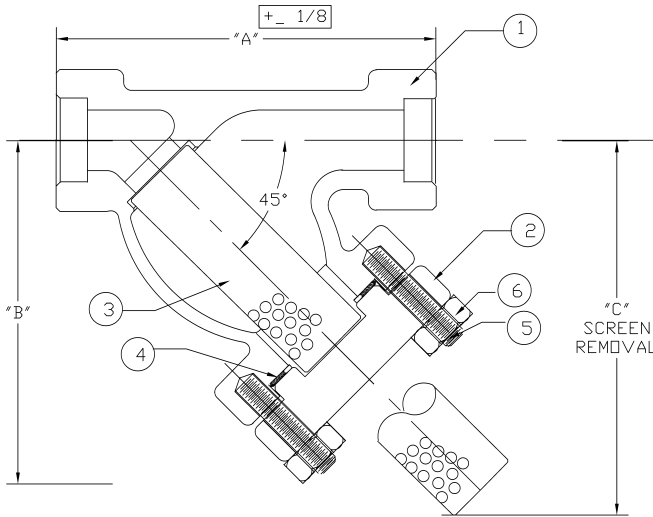
**THREADED ENDS**

YS 83-CS (Carbon)  
YS 83-SS (Stainless)

**SOCKET WELD ENDS**

YS 84-CS (Carbon)  
YS 84-SS (Stainless)

**ANSI Class 1500 lb**



**BILL OF MATERIALS**

No.	PART	YS 83-CS & YS 84-CS	YS 83-SS & YS 84-SS
1	Body	ASTM A216 WCB	ASTM A351 CF8M
2	Cover	ASTM A216 WCB	ASTM A351 CF8M
3	Screen*	304 Stainless Steel	304 Stainless Steel
4	Gasket*	304 SS Spiral Wound	304 SS Spiral Wound
5	Studs	ASTM A193-B16	ASTM A193 B8 T304SS
6	Nuts	ASTM A194 Gr4	ASTM A194 Gr8 T304SS

\*Recommended spare parts

**Notes:**

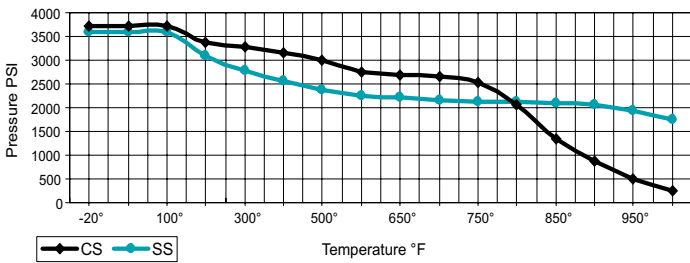
- A wide range of optional gasket material available, C/F
- Strainers are also available in many optional materials such as LCB, WC6, WC9, 316L, Alloy 20, and Monel.
- Threaded End ASME/ANSI B16.11  
Socket Weld End ASME/ANSI B16.11

**DIMENSIONS:**

SIZE	in	1/2	3/4	1	1 1/4	1 1/2	2	2 1/2	3
	mm	15	20	25	32	40	50	65	80
<b>A DIMENSION</b> FACE TO FACE	in	3.94	4.25	5.00	8.37	8.37	9.31	12.00	12.00
	mm	101	108	127	213	213	237	305	305
<b>B DIMENSION</b> CTR. LINE TO BOTTOM	in	3.00	3.75	5.00	5.50	5.50	7.37	10.50	10.50
	mm	77	96	127	140	140	188	267	267
<b>C DIMENSION</b> SCREEN REMOVAL	in	4.25	5.25	6.25	8.00	8.00	9.00	16.00	16.00
	mm	108	134	159	204	204	229	407	407
<b>D DIMENSION</b> BLOW-OFF (600 lb Units Only)	in	3/8	1/2	1/2	1/2	1/2	1/2	1	1
	mm	10	15	15	15	15	15	25	25
<b>ASSEMBLED WEIGHT</b>	lb	3.0	6.0	9.0	25.0	25.0	38.0	96.0	92.0
	kg	1.4	2.7	4.1	11.3	11.3	17.2	43.5	41.7
<b>Flow Coefficient</b>	C <sub>v</sub>	9	18	30	45	60	100	130	170

\*Dimensions are for reference only. When required, request certified drawings.

**PRESSURE & TEMPERATURE CHART YS 83/84-CS/SS ANSI 1500**



- CS not recommended for prolonged use above 800 °F
- SS not recommended for prolonged use above 1000 °F

**TESTING:**

Strainers are individually, hydrostatically tested at 1.5 x the 100 °F rating, rounded off to the next higher 25 PSI measurement .

**WORKING PRESSURES & TEMPERATURE - NON-SHOCK**

ANSI 1500 lb Class	YS 83/84-CS	YS 83/84-SS
WOG (Water, Oil, Gas)	3705 PSI @ 100 °F	3600 PSI @ 100 °F
Saturated Steam	1500 PSI @ 603 °F	1500 PSI @ 603 °F
Max Liquid	2060 PSI @ 800 °F	1750 PSI @ 1000 °F

**STANDARD SCREEN SELECTIONS**

Sizes	Water Service	Open Area	Steam	Open Area
1/2" to 3"	1/16 (.0625)	37 %	1/32 (.0312)	28 %

A wide range of optional wire mesh and perforated screens are available.

**APPLICABLE STANDARDS**

Design	ASME/ANSI B16.11
Shell Wall Thickness	ASME/ANSI B16.34
Pressure vs. Temp. Rating	ASME/ANSI B16.34

Ordering Code: \_\_\_\_\_ Size: \_\_\_\_\_  
 Customer/Project: \_\_\_\_\_  
 Inq./P.O. No.: \_\_\_\_\_  
 Titan Order No.: \_\_\_\_\_  
 Certified By: \_\_\_\_\_ Date: \_\_\_\_\_



**TITAN FLOW CONTROL, INC.**  
Engineering Specification Submittal

**WYE STRAINER - YS83-CS & YS83-SS • YS84-CS & YS84-SS**

Series	Size	Part No.	Material Trim Code	Drawing No.
				YS83/84 CS/SS