

# BRONZE GATE VALVES

## Underwriters' Factory Mutual

### Working pressures:

1/2"-2" Cold Water, Non-Shock 175 lbs.

- Outside-Screw-and-Yoke
- Wedge Disc

HYDROSTATIC TEST PRESSURE: 1/2"-2" Seat & Shell – 350 psi.

Part No.	Description	Material	A.S.T.M. Spec.
1	Set Screw	Steel	A-307
2	Handwheel	Mall. Iron	A-47
3	Yoke Bushing	Bronze	B-62
4	Gland Bolts	Steel	A-307 Zinc Pl.
5	Packing Gland	Bronze	B-62
6	Packing	Non-Asbestos Fiber	
7	Bonnet	Bronze	B-62
8	Stem	Sil. Bronze	B-371 Alloy C69400
9	Stem Collar	Sil. Bronze	B-371 Alloy A C69400
10	Wedge Pin	Bronze	B-140 Alloy C31400
11	Wedge Disc	Bronze	B-62
12	Body	Bronze	B-62




Fig. 66  
Screwed Ends

SIZE	A	B
1/2	2 <sup>5</sup> / <sub>16</sub>	5 <sup>7</sup> / <sub>8</sub>
3/4	2 <sup>7</sup> / <sub>16</sub>	6 <sup>7</sup> / <sub>16</sub>
1	2 <sup>7</sup> / <sub>8</sub>	7 <sup>7</sup> / <sub>16</sub>
1 1/4	3 <sup>1</sup> / <sub>8</sub>	8 <sup>11</sup> / <sub>16</sub>
1 1/2	3 <sup>3</sup> / <sub>8</sub>	9 <sup>3</sup> / <sub>8</sub>
2	3 <sup>7</sup> / <sub>8</sub>	11 <sup>3</sup> / <sub>8</sub>

### BODY MARKINGS

ONE SIDE

UL

◀ FM ▶

175W

OPPOSITE SIDE

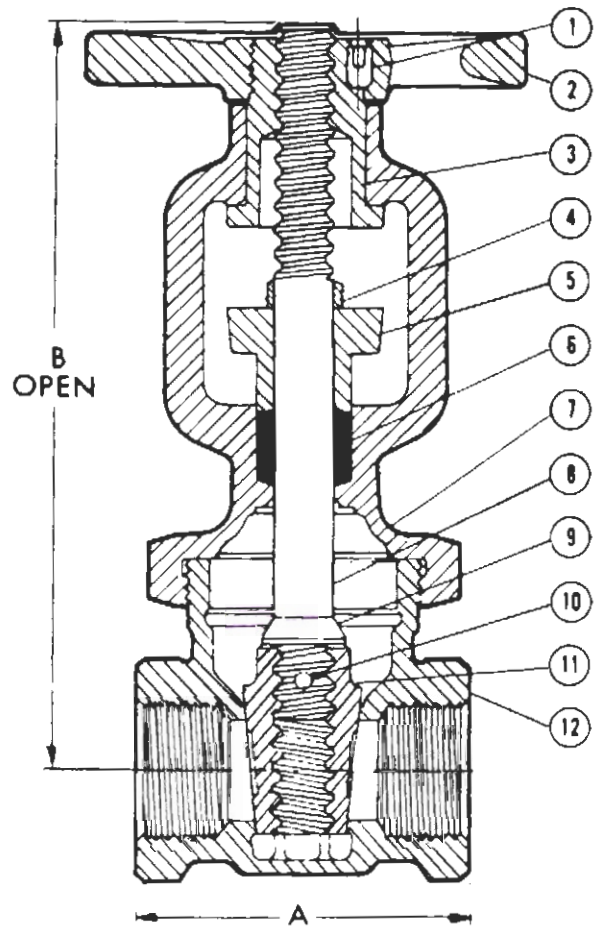
SIZE

KV

YEAR

### NET UNIT WEIGHT—POUNDS

SIZE	1/2	3/4	1	1 1/4	1 1/2	2
WT.-LBS.	2.3	2.7	3.7	5.9	6.9	11.8
CARTON QUANTITIES	20	20	20	10	10	5



# BRONZE HOSE GATE VALVES

## Underwriters'/Factory Mutual

### Working pressures:

2 1/2" Cold Water, Non-Shock 175 lbs.

- Non-Rising Stem
- Inside Screw
- Wedge Disc

HYDROSTATIC TEST PRESSURE: 2 1/2" Seat & Shell – 350 psi.

Part No.	Description	Material	A.S.T.M. Spec.
1	Wheel Nut	Bronze Rod	B-16
2	Handwheel	Malleable Iron	A-47
3	Packing Nut	Bronze	B-62
4	Gland	Bronze Rod	B-16
5	Packing	Non-Asbestos Fibers	
6	Stuffing Box	Bronze	B-62
7	Bonnet	Bronze	B-62
8	Stem	Silicon Bronze	B-371 Alloy C69400
9	Body	Bronze	B-62
10	Disc	Bronze	B-62
11	Cap	Bronze	B-62
12	Gasket	Rubber	

Weights: Fig. 39 – 18.5 lbs.

Carton Quantity: 1

Direction to open and arrow cast on handwheel.

BODY MARKING  
ONE SIDE  
KV  
YEAR  
◀FM▶  
175

OPPOSITE SIDE  
SIZE  
UL


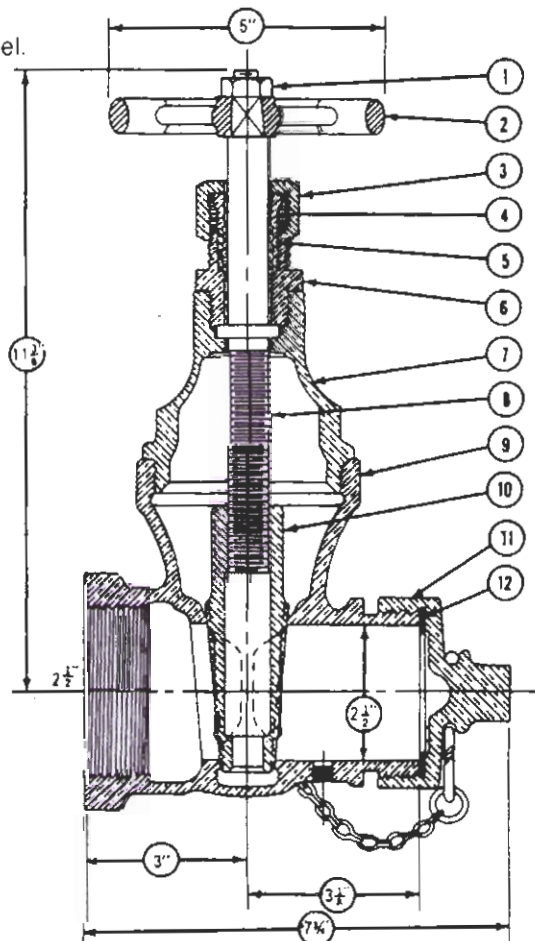


FIG. 39 NS  
With Cap & Chain  
NPT to A.N.F.H. (N.F.P.A.)  
Hose 7.5 Threads per inch.

FIG. 39 MN – NST Hose  
THD to NST Hose Thread

Available with 1/4"  
Petcock at bottom of  
Body (Reference  
FIG. 39 MNJ/39 NSJ)